





























EYFS	Know and talk about the different factors that support their overall health and wellbeing: - sensible amounts of 'screen time' (PSED) Develop their small motor skills so that they can use a range of tools competently, safely and confidently. (PD) Explore, use and refine a variety of artistic effects to express their ideas and feelings. (EAD) Children will use iPads, computers, bee bots, IWB)						
	Year 1	Year 2	Year 3	Year 4	Year 5	Year 6	
Page t Com putin g Long Term Plan 2022 - 2023	Autumn	Just paint and write (5 lessons)  Self image and identity	Ways to Present Information (5 lessons)  Self image and identity	Organising, Creating and Presenting (5 lessons)  Self image and identity	Multimedia fact file (6 lessons)	Infographics (6 lessons)  Self image and identity	Understanding big data (6 lessons)
		Collecting Photographs and Paint Pictures (pt2) (6 lessons)	Art of Animation (6 lessons)	Creating a Branching Database and Interrogating simple Databases(6 lessons)  Online reputation (2 lessons)	Understanding Computer Technology (5 lessons)  Online reputations	Computers for communication and collaboration (5 lessons) CS and Presenting Unit  Online reputations	AI and machine learning (6 lessons)
	Spring	Digital Literacy – Project Evolve units  Managing online info  Privacy and settings  Copyright and ownership	Digital Literacy – Project Evolve units  Managing online info  Privacy and settings  Copyright and ownership	Digital Literacy – Project Evolve Units  Managing online info  Privacy and settings  Copyright and ownership	Digital Literacy – Project Evolve Units  Managing online info  Privacy and settings  Copyright and ownership	Digital Literacy – Project Evolve Units  Managing online info  Privacy and settings  Copyright and ownership	Digital Literacy – Project Evolve Units  Managing online info  Privacy and settings  Copyright and ownership
		Simple algorithms (pt1) (4 lessons)	Sequencing simple Algorithm and programs (5 lessons)	QR codes (5 lessons)	Scratch Programming – From Algorithm to Code Pt 1 (6 Lessons)	Scratch Programming – Making games (6 Lessons)	Scratch Programming – Making games (6 Lessons)
	Summer	Create Simple Programs Pt2 (4 lessons)  Online bullying  Health, wellbeing and lifestyle	Create a topic-based e-book (6 lessons) Science links)	Write a program part 1 – Blocked based sequences (5 lessons)	On the Move with Programming (Scratch) Pt 2 (6 lessons)	Scratch Programming – Making games (6 Lessons)	Scratch Programming – Making games (6 Lessons)

		Gathering Data and Collecting Charts(5 lessons)	Collecting and organising information (5 lessons)  Health, wellbeing and lifestyle	Write a program part 2 – Drawing Shapes (5 lessons)	Creating and Interrogating simple Databases(5 lessons)	Creating and using spreadsheets (6 lessons)	Analyse and interpret data using spreadsheets (6 lessons)
--	--	---	--	---	--	---	---

Information technology – Presenting Data, Information Technology – Data Handling, Computer science, Digital Literacy (please ensure project evolve lessons are taught all year not just in the one half term allocated, please date the benchmarks statements covered)

Computing Unit	Note – Successes/issue/progress please include any Digital Literacy issues/ comments from Project evolve lessons

## Early Years – Project Evolve objectives (Online Safety)

### Jigsaw: Celebrating Differences (piece 6)

I can recognise, online or offline, that anyone can say 'no' - 'please stop' - 'I'll tell' - 'I'll ask' to somebody who makes them feel sad, uncomfortable, embarrassed or upset.

Self-Image and Identity

I can recognise some ways in which the internet can be used to communicate.

Online Relationships

I can give examples of how I (might) use technology to communicate with people I know

Online Relationships

I can identify ways that I can put information on the internet.

Online Reputation

I can describe ways that some people can be unkind online.

Online Bullying

I can offer examples of how this can make others feel

Online Bullying

I can talk about how to use the internet as a way of finding information online.

Managing Online Information

I can identify devices I could use to access information on the internet.

Managing Online Information

I can identify rules that help keep us safe and healthy in and beyond the home when using technology

Health, Well-being and Lifestyle

I can give some simple examples of these rules

Health, Well-being and Lifestyle

I can identify some simple examples of my personal information (e.g. name, address, birthday, age, location).

Privacy and Security

I can describe who would be trustworthy to share this information with; I can explain why they are trusted.

Privacy and Security

I know that work I create belongs to me.

Copyright and Ownership

I can name my work so that others know it belongs to me.

Copyright and Ownership

## Year 1 – Project Evolve objectives (Online Safety)

I can recognise that there may be people online who could make someone feel sad, embarrassed or upset.

Self-Image and Identity

If something happens that makes me feel sad, worried, uncomfortable or frightened I can give examples of when and how to speak to an adult I can trust and how they can help.

Self-Image and Identity

I can give examples of when I should ask permission to do something online and explain why this is important.

Online Relationships

I can use the internet with adult support to communicate with people I know (e.g. video call apps or services).

Online Relationships

I can explain why it is important to be considerate and kind to people online and to respect their choices.

Online Relationships

I can explain why things one person finds funny or sad online may not always be seen in the same way by others.

Online Relationships

I can recognise that information can stay online and could be copied.

Online Reputation

I can describe what information I should not put online without asking a trusted adult first.

Online Reputation

I can describe how to behave online in ways that do not upset others and can give examples.

Online Bullying

### **Jigsaw: Celebrating Differences (pieces 3 & 4)**

I can give simple examples of how to find information using digital technologies, e.g. search engines, voice activated searching.

Managing Online Information

I know / understand that we can encounter a range of things online including things we like and don't like as well as things which are real or make believe / a joke.

Managing Online Information

I know how to get help from a trusted adult if we see content that makes us feel sad, uncomfortable, worried or frightened.

Managing Online Information

### **Jigsaw: Relationships (piece 4)**

I can explain rules to keep myself safe when using technology both in and beyond the home.

Health, Well-being and Lifestyle

I can explain that passwords are used to protect information, accounts and devices.

Privacy and Security

I can recognise more detailed examples of information that is personal to someone (e.g. where someone lives and goes to school, family names).

Privacy and Security

I can explain why it is important to always ask a trusted adult before sharing any personal information online, belonging to myself or others.

Privacy and Security

## Jigsaw: Relationships (piece 4)

I can explain why work I create using technology belongs to me

Copyright and Ownership

I can say why it belongs to me (e.g. 'I designed it' or 'I filmed it').

Copyright and Ownership

I can save my work under a suitable title or name so that others know it belongs to me (e.g. filename, name on content).

Copyright and Ownership

I understand that work created by others does not belong to me even if I save a copy

Copyright and Ownership

## Year 2 – Project Evolve objectives (Online Safety)

I can explain how other people may look and act differently online and offline.

Self-Image and Identity

I can give examples of issues online that might make someone feel sad, worried, uncomfortable or frightened; I can give examples of how they might get help.

Self-Image and Identity

I can give examples of how someone might use technology to communicate with others they don't also know offline and explain why this might be risky. (e.g. email, online gaming, a pen-pal in another school / country).

Online Relationships

I can explain who I should ask before sharing things about myself or others online.

Online Relationships

I can describe different ways to ask for, give, or deny my permission online and can identify who can help me if I am not sure.

Online Relationships

I can explain why I have a right to say 'no' or 'I will have to ask someone'. I can explain who can help me if I feel under pressure to agree to something I am unsure about or don't want to do.

Online Relationships

I can identify who can help me if something happens online without my consent.

Online Relationships

I can explain how it may make others feel if I do not ask their permission or ignore their answers before sharing something about them online.

Online Relationships

I can explain why I should always ask a trusted adult before clicking 'yes', 'agree' or 'accept' online

Online Relationships

I can explain how information put online about someone can last for a long time.

Online Reputation

I can describe how anyone's online information could be seen by others.

Online Reputation

I know who to talk to if something has been put online without consent or if it is incorrect.

Online Reputation

I can explain what bullying is, how people may bully others and how bullying can make someone feel.	I can explain why anyone who experiences bullying is not to blame	I can talk about how anyone experiencing bullying can get help.
Online Bullying	Online Bullying	Online Bullying

I can use simple keywords in search engines	I can demonstrate how to navigate a simple webpage to get to information I need (e.g. home, forward, back buttons; links, tabs and sections).	I can explain what voice activated searching is and how it might be used, and know it is not a real person (e.g. Alexa, Google Now, Siri).	I can explain the difference between things that are imaginary, 'made up' or 'make believe' and things that are 'true' or 'real'	I can explain why some information I find online may not be real or true.
Managing Online Information	Managing Online Information	Managing Online Information	Managing Online Information	Managing Online Information

---

I can explain simple guidance for using technology in different environments and settings e.g. accessing online technologies in public places and the home environment.	I can say how those rules / guides can help anyone accessing online technologies
Health, Well-being and Lifestyle	Health, Well-being and Lifestyle

I can explain how passwords can be used to protect information, accounts and devices.	I can explain and give examples of what is meant by 'private' and 'keeping things private'.	I can describe and explain some rules for keeping personal information private (e.g. creating and protecting passwords).	I can explain how some people may have devices in their homes connected to the internet and give examples (e.g. lights, fridges, toys, televisions).
Privacy and Security	Privacy and Security	Privacy and Security	Privacy and Security

I can recognise that content on the internet may belong to other people.	I can describe why other people's work belongs to them
Copyright and Ownership	Copyright and Ownership

## Year 3 – Project Evolve objectives (Online Safety)

I can explain what is meant by the term 'identity'.	I can explain how people can represent themselves in different ways online	I can explain ways in which someone might change their identity depending on what they are doing online (e.g. gaming; using an avatar; social media) and why.
Self-Image and Identity	Self-Image and Identity	Self-Image and Identity

I can describe ways people who have similar likes and interests can get together online.

Online Relationships

I can explain what it means to 'know someone' online and why this might be different from knowing someone offline.

Online Relationships

I can explain what is meant by 'trusting someone online', why this is different from 'liking someone online', and why it is important to be careful about who to trust online including what information and content they are trusted with.

Online Relationships

I can explain why someone may change their mind about trusting anyone with something if they feel nervous, uncomfortable or worried.

Online Relationships

I can explain how someone's feelings can be hurt by what is said or written online.

Online Relationships

I can explain the importance of giving and gaining permission before sharing things online; how the principles of sharing online is the same as sharing offline e.g. sharing images and videos.

Online Relationships

I can explain how to search for information about others online

Online Reputation

I can give examples of what anyone may or may not be willing to share about themselves online. I can explain the need to be careful before sharing anything personal.

Online Reputation

I can explain who someone can ask if they are unsure about putting something online.

Online Reputation

**Jigsaw:  
Relationships  
(piece 3)**

I can describe appropriate ways to behave towards other people online and why this is important.

Online Bullying

I can give examples of how bullying behaviour could appear online and how someone can get support.

Online Bullying

**Jigsaw:  
Relationships  
(piece 3)**



## Year 3 – Project Evolve objectives (Online Safety)

I can demonstrate how to use key phrases in search engines to gather accurate information online.

Managing Online Information

I can explain what autocomplete is and how to choose the best suggestion.

Managing Online Information

I can explain how the internet can be used to sell and buy things

Managing Online Information

I can explain the difference between a 'belief', an 'opinion' and a 'fact', and can give examples of how and where they might be shared online, e.g. in videos, memes, posts, news stories etc.

Managing Online Information

I can explain that not all opinions shared may be accepted as true or fair by others (e.g. monsters under the bed).

Managing Online Information

I can describe and demonstrate how we can get help from a trusted adult if we see content that makes us feel sad, uncomfortable, worried or frightened.

Managing Online Information

I can explain why spending too much time using technology can sometimes have a negative impact on anyone; I can give some examples of both positive and negative activities where it is easy to spend a lot of time engaged

Health, Well-being and Lifestyle

I can explain why some online activities have age restrictions, why it is important to follow them and know who I can talk to if others pressure me to watch or do something online that makes me feel uncomfortable (e.g. age restricted gaming or web sites).

Health, Well-being and Lifestyle

I can describe simple strategies for creating and keeping passwords private.

Privacy and Security

I can give reasons why someone should only share information with people they choose to and can trust. I can explain that if they are not sure or feel pressured then they should tell a trusted adult.

Privacy and Security

I can describe how connected devices can collect and share anyone's information with others.

Privacy and Security

I can explain why copying someone else's work from the internet without permission isn't fair and can explain what problems this might cause.

Copyright and Ownership

## Year 4 – Project Evolve objectives (Online Safety)

I can explain how my online identity can be different to my offline identity.

Self-Image and Identity

I can describe positive ways for someone to interact with others online and understand how this will positively impact on how others perceive them.

Self-Image and Identity

I can explain that others online can pretend to be someone else, including my friends, and can suggest reasons why they might do this.

Self-Image and Identity

I can describe strategies for safe and fun experiences in a range of online social environments (e.g. livestreaming, gaming platforms)

Online Relationships

I can give examples of how to be respectful to others online and describe how to recognise healthy and unhealthy online behaviours.

Online Relationships

I can explain how content shared online may feel unimportant to one person but may be important to other people's thoughts feelings and beliefs.

Online Relationships

I can describe how to find out information about others by searching online.

Online Reputation

I can explain ways that some of the information about anyone online could have been created, copied or shared by others.

Online Reputation

I can recognise when someone is upset, hurt or angry online.

Online Bullying

I can describe ways people can be bullied through a range of media (e.g. image, video, text, chat).

Online Bullying

I can explain why people need to think carefully about how content they post might affect others, their feelings and how it may affect how others feel about them (their reputation).

Online Bullying

I can analyse information to make a judgement about probable accuracy and I understand why it is important to make my own decisions regarding content and that my decisions are respected by others.

Managing Online Information

I can describe how to search for information within a wide group of technologies and make a judgement about the probable accuracy (e.g. social media, image sites, video sites).

Managing Online Information

I can describe some of the methods used to encourage people to buy things online (e.g. advertising offers; in-app purchases, pop-ups) and can recognise some of these when they appear online.

Managing Online Information

I can explain why lots of people sharing the same opinions or beliefs online do not make those opinions or beliefs true.

Managing Online Information

I can explain that technology can be designed to act like or impersonate living things (e.g. bots) and describe what the benefits and the risks might be.

Managing Online Information

I can explain what is meant by fake news e.g. why some people will create stories or alter photographs and put them online to pretend something is true when it isn't.

Managing Online Information

## Year 4 – Project Evolve objectives (Online Safety)

I can explain how using technology can be a distraction from other things, in both a positive and negative way.

Health, Well-being and Lifestyle

I can identify times or situations when someone may need to limit the amount of time they use technology e.g. I can suggest strategies to help with limiting this time.

Health, Well-being and Lifestyle

I can describe strategies for keeping personal information private, depending on context.

Privacy and Security

I can explain that internet use is never fully private and is monitored, e.g. adult supervision.

Privacy and Security

I can describe how some online services may seek consent to store information about me; I know how to respond appropriately and who I can ask if I am not sure.

Privacy and Security

I know what the digital age of consent is and the impact this has on online services asking for consent.

Privacy and Security

When searching on the internet for content to use, I can explain why I need to consider who owns it and whether I have the right to reuse it.

Copyright and Ownership

I can give some simple examples of content which I must not use without permission from the owner, e.g. videos, music, images.

Copyright and Ownership

## Year 5 – Project Evolve objectives (Online Safety)

I can explain how identity online can be copied, modified or altered.

Self-Image and Identity

I can demonstrate how to make responsible choices about having an online identity, depending on context.

Self-Image and Identity

I can give examples of technology-specific forms of communication (e.g. emojis, memes and GIFs).

Online Relationships

I can explain that there are some people I communicate with online who may want to do me or my friends harm. I can recognise that this is not my / our fault.

Online Relationships

I can describe some of the ways people may be involved in online communities and describe how they might collaborate constructively with others and make positive contributions. (e.g. gaming communities or social media groups).

Online Relationships

I can explain how someone can get help if they are having problems and identify when to tell a trusted adult.

Online Relationships

I can demonstrate how to support others (including those who are having difficulties) online.

Online Relationships

### **Jigsaw: Relationships (pieces 2 - 6)**

I can search for information about an individual online and summarise the information found.

Online Reputation

I can describe ways that information about anyone online can be used by others to make judgments about an individual and why these may be incorrect

Online Reputation

### **Jigsaw: Relationships (pieces 2- 6)**

I can recognise online bullying can be different to bullying in the physical world and can describe some of those differences.	I can describe how what one person perceives as playful joking and teasing (including 'banter') might be experienced by others as bullying.	I can explain how anyone can get help if they are being bullied online and identify when to tell a trusted adult.	I can identify a range of ways to report concerns and access support both in school and at home about online bullying.
Online Bullying	Online Bullying	Online Bullying	Online Bullying
I can explain how to block abusive users.	I can describe the helpline services which can help people experiencing bullying, and how to access them (e.g. Childline or The Mix).	<b>Jigsaw: Relationships (piece 2)</b>	
Online Bullying	Online Bullying		

## Year 5 – Project Evolve objectives (Online Safety)

I can explain the benefits and limitations of using different types of search technologies e.g. voice-activation search engine. I can explain how some technology can limit the information I am presented with.	I can explain what is meant by 'being sceptical'; I can give examples of when and why it is important to be 'sceptical'.	I can evaluate digital content and can explain how to make choices about what is trustworthy e.g. differentiating between adverts and search results.	I can explain key concepts including: information, reviews, fact, opinion, belief, validity, reliability and evidence.
Managing Online Information	Managing Online Information	Managing Online Information	Managing Online Information
I can identify ways the internet can draw us to information for different agendas, e.g. website notifications, pop-ups, targeted ads	I can describe ways of identifying when online content has been commercially sponsored or boosted, (e.g. by commercial companies or by vloggers, content creators, influencers).	I can explain what is meant by the term 'stereotype', how 'stereotypes' are amplified and reinforced online, and why accepting 'stereotypes' may influence how people think about others.	I can describe how fake news may affect someone's emotions and behaviour, and explain why this may be harmful
Managing Online Information	Managing Online Information	Managing Online Information	Managing Online Information
I can explain what is meant by a 'hoax'. I can explain why someone would need to think carefully before they share.	<b>Jigsaw: Relationships (piece 2 - 6)</b>		
Managing Online Information			

I can describe ways technology can affect health and well-being both positively (e.g. mindfulness apps) and negatively.	I can describe some strategies, tips or advice to promote health and wellbeing with regards to technology.	I recognise the benefits and risks of accessing information about health and well-being online and how we should balance this with talking to trusted adults and professionals.	I can explain how and why some apps and games may request or take payment for additional content (e.g. in-app purchases, lootboxes) and explain the importance of seeking permission from a trusted adult before purchasing.
Health, Well-being and Lifestyle	Health, Well-being and Lifestyle	Health, Well-being and Lifestyle	Health, Well-being and Lifestyle

**Jigsaw:  
Relationships  
(piece 2 - 6)**

I can explain what a strong password is and demonstrate how to create one.	I can explain how many free apps or services may read and share private information (e.g. friends, contacts, likes, images, videos, voice, messages, geolocation) with others.	I can explain what app permissions are and can give some examples.
Privacy and Security	Privacy and Security	Privacy and Security

**Jigsaw:  
Relationships  
(piece 6)**

I can assess and justify when it is acceptable to use the work of others	I can give examples of content that is permitted to be reused and know how this content can be found online.
Copyright and Ownership	Copyright and Ownership

**Jigsaw:  
Relationships  
(piece 2 - 6)**

**Year 6 – Project Evolve objectives (Online Safety)**

I can identify and critically evaluate online content relating to gender, race, religion, disability, culture and other groups, and explain why it is important to challenge and reject inappropriate representations online.	I can describe issues online that could make anyone feel sad, worried, uncomfortable or frightened. I know and can give examples of how to get help, both on and offline.	I can explain the importance of asking until I get the help needed.
Self-Image and Identity	Self-Image and Identity	Self-Image and Identity

**Jigsaw:  
Relationships  
(piece 1 - 6)**

I can explain how sharing something online may have an impact either positively or negatively	I can describe how to be kind and show respect for others online including the importance of respecting boundaries regarding what is shared about them online and how to support them if others do not.	I can describe how things shared privately online can have unintended consequences for others. e.g. screen-grabs.	I can explain that taking or sharing inappropriate images of someone (e.g. embarrassing images), even if they say it is okay, may have an impact for the sharer and others; and who can help if someone is worried about this.
Online Relationships	Online Relationships	Online Relationships	Online Relationships

**Jigsaw:  
Relationships  
(pieces 5 & 6)**



I can explain the ways in which anyone can develop a positive online reputation.

Online Reputation

I can explain strategies anyone can use to protect their 'digital personality' and online reputation, including degrees of anonymity.

Online Reputation

### Jigsaw: Relationships (piece 6)

I can describe how to capture bullying content as evidence (e.g screen-grab, URL, profile) to share with others who can help me.

Online Bullying

I can explain how someone would report online bullying in different contexts.

Online Bullying

### Jigsaw: Celebrating Differences (piece 4)

I can explain how search engines work and how results are selected and ranked.

Managing Online Information

I can explain how to use search technologies effectively.

Managing Online Information

I can describe how some online information can be opinion and can offer examples.

Managing Online Information

I can explain how and why some people may present 'opinions' as 'facts'; why the popularity of an opinion or the personalities of those promoting it does not necessarily make it true, fair or perhaps even legal.

Managing Online Information

I can define the terms 'influence', 'manipulation' and 'persuasion' and explain how someone might encounter these online (e.g. advertising and 'ad targeting' and targeting for fake news).

Managing Online Information

I understand the concept of persuasive design and how it can be used to influence peoples' choices.

Managing Online Information

I can demonstrate how to analyse and evaluate the validity of 'facts' and information and I can explain why using these strategies are important.

Managing Online Information

I can explain how companies and news providers target people with online news stories they are more likely to engage with and how to recognise this.

Managing Online Information

I can describe the difference between online misinformation and dis-information

Managing Online Information

I can explain why information that is on a large number of sites may still be inaccurate or untrue. I can assess how this might happen (e.g. the sharing of misinformation or disinformation).

Managing Online Information

I can identify, flag and report inappropriate content.

Managing Online Information

### Jigsaw: Relationships (piece 5)

## Year 6 – Project Evolve objectives (Online Safety)

I can describe common systems that regulate age-related content (e.g. PEGI, BBFC, parental warnings) and describe their purpose.

Health, Well-being and Lifestyle

I recognise and can discuss the pressures that technology can place on someone and how / when they could manage this.

Health, Well-being and Lifestyle

I can recognise features of persuasive design and how they are used to keep users engaged (current and future use).

Health, Well-being and Lifestyle

I can assess and action different strategies to limit the impact of technology on health (e.g. night-shift mode, regular breaks, correct posture, sleep, diet and exercise).

Health, Well-being and Lifestyle

I can describe effective ways people can manage passwords (e.g. storing them securely or saving them in the browser).

Privacy and Security

I can explain what to do if a password is shared, lost or stolen.

Privacy and Security

I can describe how and why people should keep their software and apps up to date, e.g. auto updates.

Privacy and Security

I can describe simple ways to increase privacy on apps and services that provide privacy settings.

Privacy and Security

I can describe ways in which some online content targets people to gain money or information illegally; I can describe strategies to help me identify such content (e.g. scams, phishing).

Privacy and Security

I know that online services have terms and conditions that govern their use.

Privacy and Security

## Jigsaw: Relationships (piece 6)

I can demonstrate the use of search tools to find and access online content which can be reused by others.

Copyright and Ownership

I can demonstrate how to make references to and acknowledge sources I have used from the internet.

Copyright and Ownership





